

Norwich Township

Fire & Safety Activity Book



Dear Parent,

My name is Dave Baird. I am the Fire Chief at the Norwich Township Fire Department. I have been in the fire service for over 20 years. In that time I have witnessed over and over again the tragic losses that a fire can cause. Imagine the feeling of suddenly, in a matter of moments, everything you own is gone, damaged or destroyed by fire. We often like to think that fire won't happen to "me", yet every 5 seconds a fire happens in this country. *Fire can happen to you!*

This book has been given to your child by a member of the Norwich Township Fire Department. It is our hope that you will spend time with your child going through it and discussing fire safety. As you go through you will find safety tips and facts about fire. Please spend time to discuss each item with them so they too will understand the dangers of fire.

I also encourage you to test your smoke detectors each month and change the battery twice a year, when you change your clocks. This will assure that your detectors are always in good working order. The most common reason a smoke detector fails is due to a dead, missing or disconnected battery. Smoke detectors save lives—*make sure yours is working.*

Spend time on the home escape plan with your whole family. While it seems a simple concept to get out of your home, in the middle of the night—with smoke in the air—it becomes much more difficult. Be sure each member of your family knows two ways out of their bedroom. Find a spot outside, away from the house, to gather and wait on help. Most important never allow anyone to return into a burning building; wait for help.

It is my hope that the information contained here will help you and your family to have a fire-safe home. Should you need more information or have any questions, call your local fire department, they will be glad to help you.

In closing I want to thank the members of the Norwich Township Fire Department who took the extra effort to put this activity book together, the Norwich Township Trustees for supporting this effort, and the various companies in the community that helped to facilitate placing this book in your hands.

Please stay safe,

A handwritten signature in black ink that reads "Dave Baird". The signature is written in a cursive, flowing style.

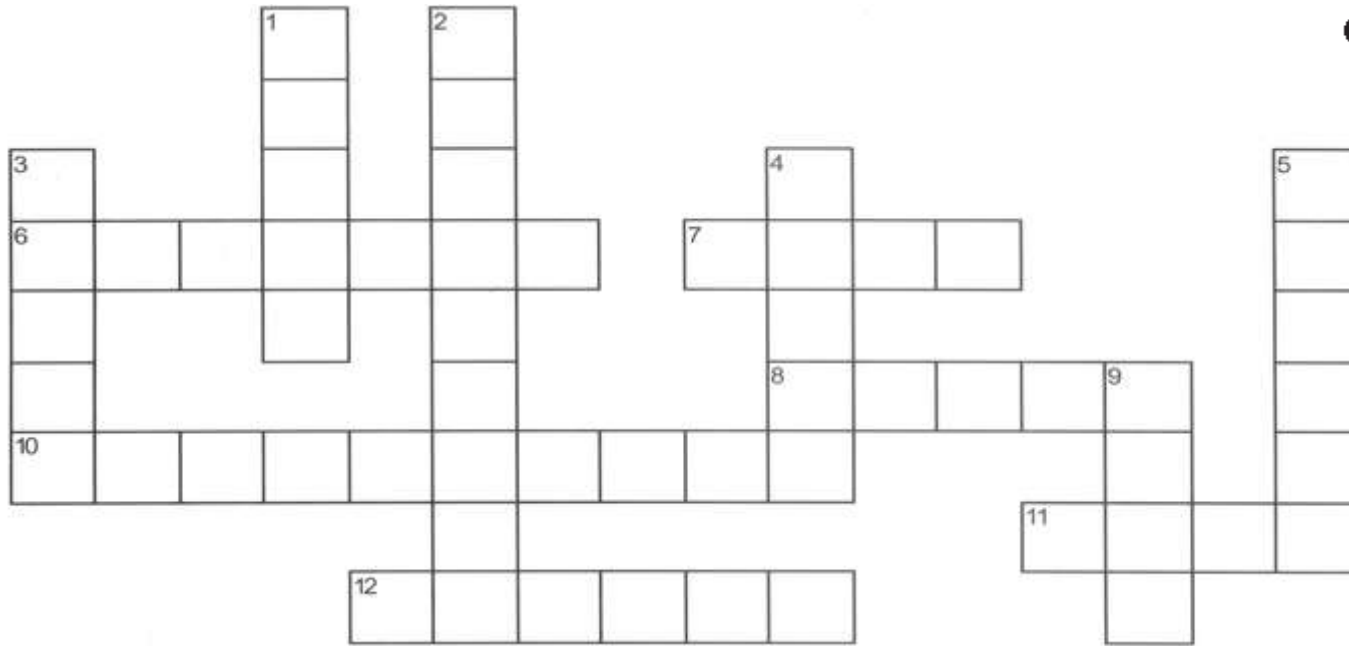

Dave Baird
Fire Chief
Norwich Township Fire Department



Smoke and Ashes are a cat and dog we found abandoned after the old Kaufman farmhouse was burned down. Since it was just across Main Street, in Old Hilliard we decided we would take them both in. They both knew their way very well around the fire station. These two were the cat and dog team we would always see around the station when the Kindergartens

would come over for fire education and station tours. Smoke and Ashes showed us everything they had learned from peeking around the corners during our tours. We decided as a body that these two pets could make our job of fire safety and education so much more productive. That's how they became jr. Firefighters and became one of the Norwich family. I hope you enjoy their first Fire Safety Activity Book.

NTFD Crossword Challenge




ACROSS

- 6 _____ and lighters are tools for grown-ups.
- 7 Stop, _____, and roll if your clothes catch fire.
- 8 Cool a burn with _____ for 10 to 15 minutes.
- 10 Make sure _____ cords don't run under carpets.
- 11 Feel the doorknob and around the _____ for heat before you open it.
- 12 Practice your home _____ plan.

DOWN

- 1 Have a meeting _____.
- 2 Leave _____ to the pros.
- 3 Make sure there's a _____ alarm on every level of your home.
- 4 _____ low under smoke.
- 5 Memorize the fire department's telephone _____.
- 9 Know two ways out of every _____.


Word Bank: Crawl, door, drop, electrical, escape, fireworks, matches, number, place, room, smoke, water.



4

PARENT TIP!

It is very important for children to know their home address and phone number. Children should know their parents or guardians work and cell numbers.

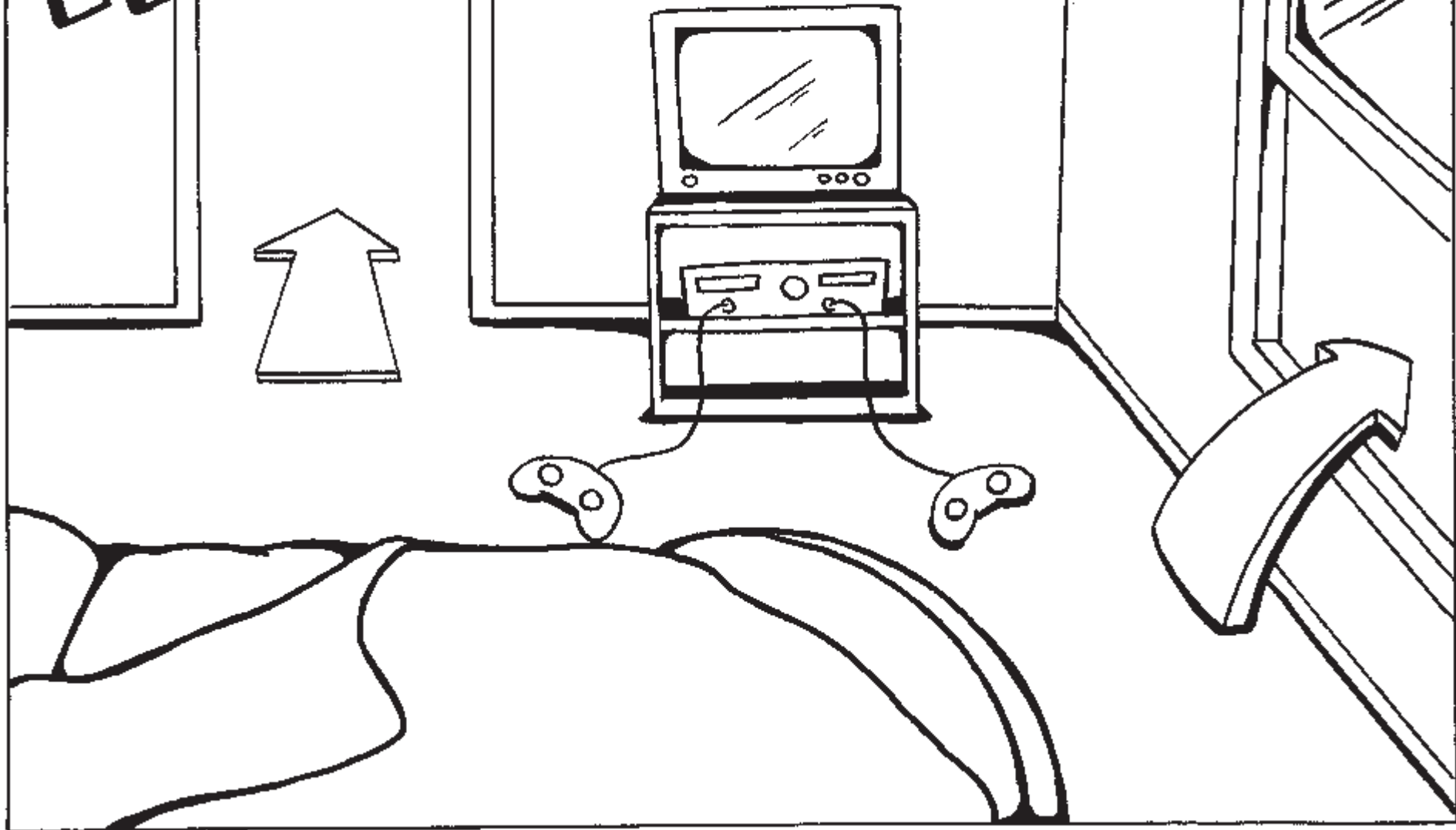


CALL 9-1-1 FROM OUTSIDE

PARENT TIP!

Know how to use the phone to report a fire. Only call from a place outside of the burning building. Say you are reporting a fire. Give all the information you are asked. Speak slowly and clearly. Don't hang up until you are told to do so. Using 9-1-1 to report an emergency is a key piece of the chain of survival puzzle. Use 9-1-1 in emergencies only.

KNOW TWO WAYS OUT!

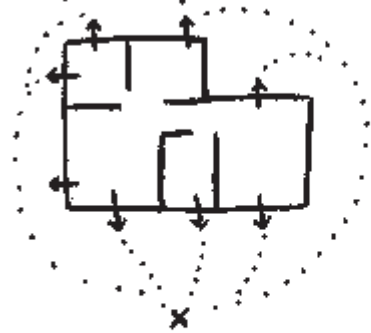


PARENT TIP!

6

As a family, work together making a fire escape plan with two ways out of every room. This is very important to do as a family before an emergency arises. Mark two ways out. This is usually a door and a window. You might want to mark hazards in your home and also a day and night plan. SEASONAL STAT heating equipment is the leading cause of home fires in Dec to Feb.

EXAMPLE



DRAW!

**Draw a home fire escape plan.
Show two ways out and an outside meeting place.**


PARENT TIP!

In addition to smoke alarms, every home needs a fire escape plan. Know two ways out of every room. One way out would be a door. Another would be a window. Have a family meeting place outside of your home to go to in case of a real fire. It might be a tree, a mail box, a fence, or a street corner. Practice your home fire escape plan twice a year and remember to review with overnight guests.

FRIENDLY




FIREFIGHTER



PARENT TIP!

Firefighters may look and sound scary because of all their gear and tools they carry. Firefighters are here to help you. Please don't be afraid. Firefighters have to wear special gear to protect them from the fire and smoke. Fires reach temp. of over 1000' degrees. If you are ever trapped in your home, firefighters are able to rescue you using these special clothes. Remember firefighters are Moms and Dads of someone just like you.



**DON'T
HIDE**

OR STAY INSIDE

GET OUT!

**PARENT
TIP!**

Be fully prepared for a real fire. When a smoke alarm sounds get out immediately. Once you are out stay out! Under no circumstances should you ever go back into a burning building. If someone is missing inform the fire department dispatcher when you call. Firefighters have the skills and equipment to perform rescues.

10



PARENT TIP!

If you must go through smoke to escape, crawl low under the smoke on your hands and knees to your safest exit. The air near the floor is cooler and easier to breathe. You can also see better to escape faster.





*Find the words below
in the grid. Words can
go horizontally, verti-
cally and diagonally in
all eight directions.*




NTFD Word Search

H	E	Y	Y	L	K	B	N	L	L	C	T	K	L
R	R	S	K	T	K	K	L	O	X	F	Y	L	L
F	O	E	C	G	C	W	C	W	G	L	O	P	C
I	T	C	G	A	A	L	O	O	C	R	F	Y	F
R	C	A	T	R	P	X	S	M	O	K	E	I	V
E	E	L	C	F	P	E	B	S	H	V	R	Y	K
D	T	P	X	L	J	K	R	P	T	E	W	L	L
R	E	G	C	Y	K	N	M	O	T	O	C	Y	L
I	D	N	M	D	X	J	M	R	U	X	P	Y	N
L	E	I	L	N	W	L	U	U	A	T	C	T	C
L	K	T	A	G	T	C	N	Y	D	L	E	G	R
S	O	E	C	Y	K	D	L	X	J	T	A	T	Y
R	M	E	K	S	E	H	C	T	A	M	Y	D	K
B	S	M	D	R	O	P	M	M	N	C	T	N	K

ALARM
CALM
COOL
CRAWL
DROP
ESCAPE ROUTE

LOW
MATCHES
MEETING PLACE
ROLL
SMOKE
SMOKE DETECTOR


TEST FIRE ALARMS




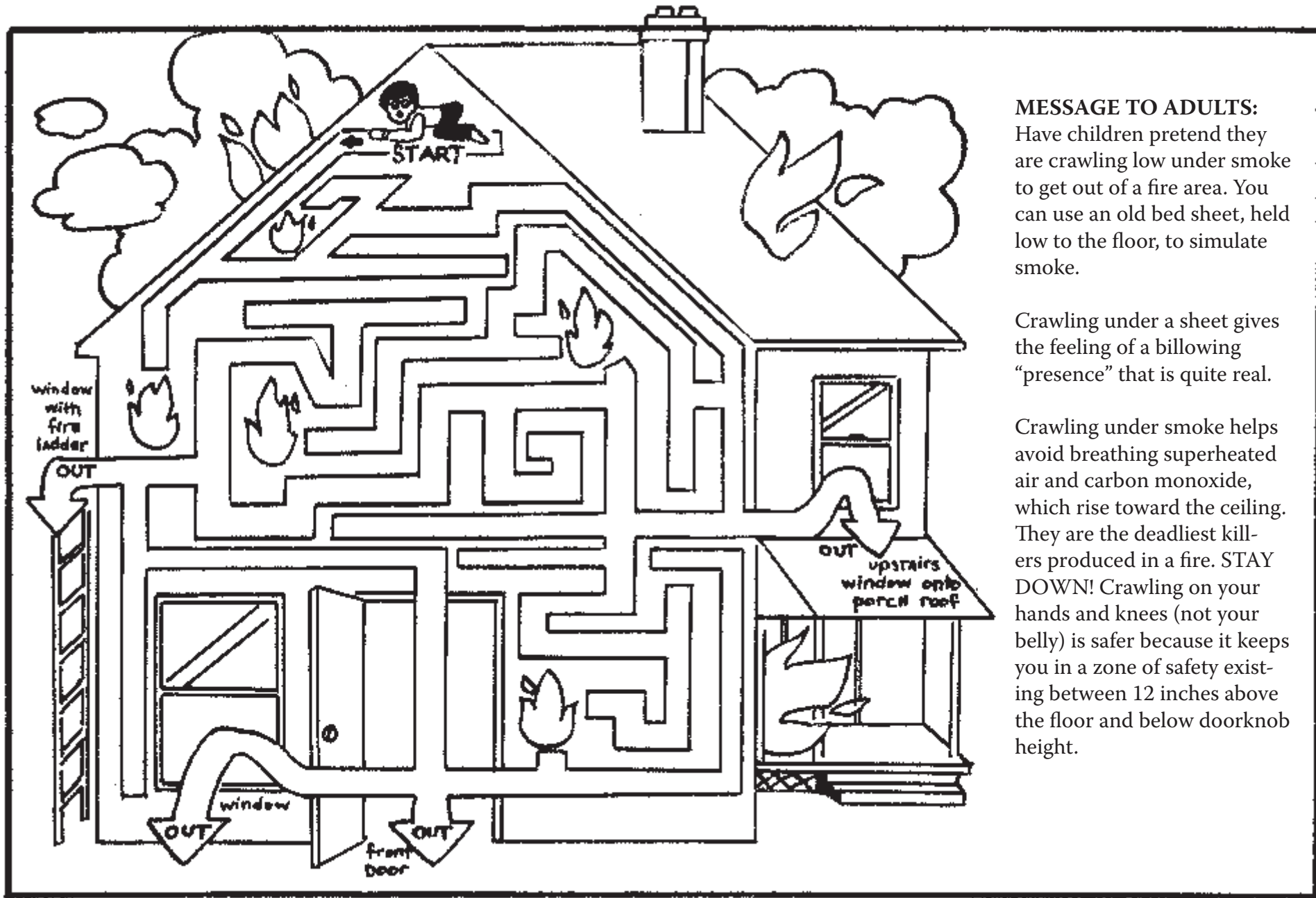
AND CARBON MONOXIDE DETECTORS!

PARENT TIP!

Smoke alarms are the residential fire safety success story over the past quarter century. Battery powered smoke alarms came to place in the early 1970s. Since then home fire death rates have been reduced by half. Working smoke alarms are essential in every household. It is necessary to practice home fire drills to be certain everyone in the household knows the fire alarm signal. CO Alarms should be placed inside your home in a central location outside each separate sleeping area. You should test your smoke and CO alarms at least monthly for proper function.





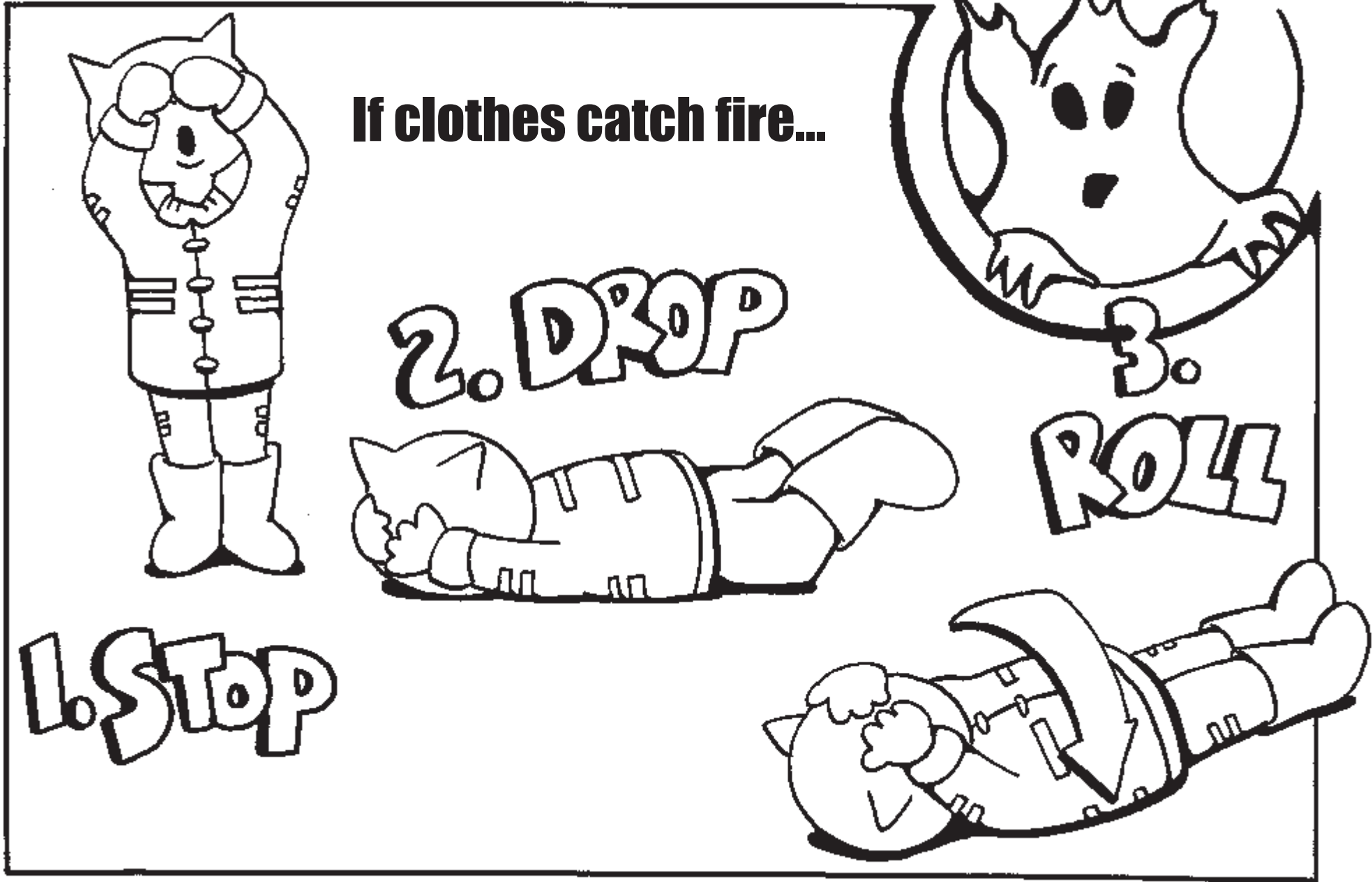


MESSAGE TO ADULTS:

Have children pretend they are crawling low under smoke to get out of a fire area. You can use an old bed sheet, held low to the floor, to simulate smoke.


Crawling under a sheet gives the feeling of a billowing “presence” that is quite real.

Crawling under smoke helps avoid breathing superheated air and carbon monoxide, which rise toward the ceiling. They are the deadliest killers produced in a fire. **STAY DOWN!** Crawling on your hands and knees (not your belly) is safer because it keeps you in a zone of safety existing between 12 inches above the floor and below doorknob height.





PARENT TIP!

If your clothes ever catch fire you need to stop, drop, and roll. Cover your face with your hands to protect it. Roll over and over until the fire is out. You should practice this drill with your kids at home inside or out.




PARENT TIP!

Keep lighters and matches out of sight. Keep lighters and matches away from children. Lock them up high and out of reach, and use only child-resistant lighters. Teach your children to tell you if they find matches or lighters.



FIND AND CIRCLE THESE ITEMS IN THE AERIAL LADDER TRUCK



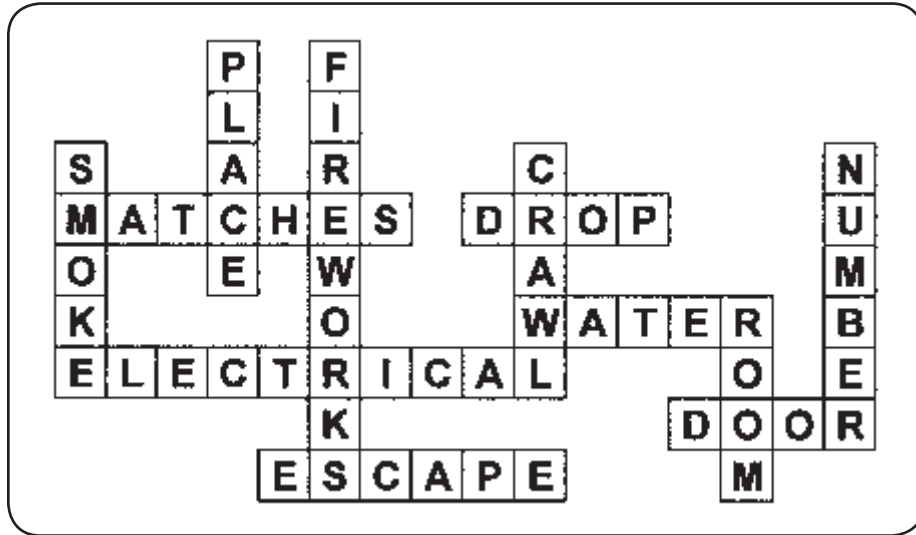
FIND AND CIRCLE THESE ITEMS IN THE RESCUE TRUCK




PARENT TIP!

Never leave a fire unattended at your camp site. If you will be going away for hiking or play remember to put your campfire out. Use what is all around you, You can use dirt to smother the fire or water to totally extinguish the fire and to cool embers. Use rocks or bricks to make your fire piff his will help to contain the fire and help keep it under control. Never play with sticks that are on fire because others can get burned or cause fire spread.

Puzzle Solutions



Crossword solution from page 3.



Word search solution from page 12.

SMOKE & ASHES FIRE SAFETY AWARD

PRESENTED TO:

CHILD'S NAME

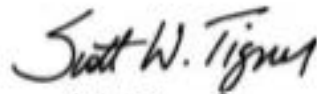
On: _____ , _____

DATE


YEAR



Dave Baird
FIRE CHIEF
NORWICH TOWNSHIP
FIRE DEPARTMENT



Scott Tigner
FIRE MARSHAL
NORWICH TOWNSHIP
FIRE DEPARTMENT





Home Fire Safety Checklist



Fires can be very dangerous, so it is very important for you and your family to know what to do in case a fire occurred. This activity book was designed for children to do with the rest of their family. Learning how to be fire safe is not just for the little ears. Making our homes , schools , churches , a safer place for all ages is our goal. So try to take some time out of your busy schedule and spend it with the little ones, I'm sure you will agree with us it time well spent. Working together we can save lives. Use the checklist below to help keep your home free of fire hazards.

- ✓ Keep all lighters and matches up and away of the little hands use and only for adult hands.
- ✓ Educate your children on kitchen safety. Turn pot handles toward the back of the stovetop.
- ✓ Replace all frayed , cracked , or broken electrical cords. Do not overload your outlets and no more than one extension cord into each.
- ✓ Keep portable heaters at least three feet away from anything that can burn.
- ✓ Install smoke detectors and fire extinguishers on every level of your home.
- ✓ Have a fire escape plan, with two ways out of each room, and a safe meeting place for everyone to go. Don't ever hide or stay inside, Get out and Stay out!
- ✓ Make sure all exits from rooms have nothing blocking them.
- ✓ Practice Stop, Drop, and Roll with your family if their clothes catch on fire.
- ✓ Replace any smoke alarm that's 10 or more years old.
- ✓ Half of the people killed by fire were asleep when the fire started. With your children test your smoke alarms so they will know the sound and recognize they need to move fast.
- ✓ Practice your fire escape plan by holding a fire drill twice a year.



Illustrated by Dave McCoy and Troy Baldwin and printed by Baesman Printing Corporation
Special Thanks to Wal-Mart and Norwich Township Trustees